

HT LINE

ED. 14



A Alusic

SISTEMI LED

LED LIGHTING DEVICES
SISTEMAS DE ILUMINACIÓN À LED
APPAREILS D'ÉCLAIRAGE À LED
LED-LEISTEN

IT Gli apparecchi a LED Alusic sono vere e proprie lampade perfettamente inseribili all'interno di profili estrusi in alluminio con cave da 8 a 10 mm e in grado di offrire elevate efficienze energetiche, un grado di protezione IP garantito e una rapida sostituibilità in caso di danneggiamenti.

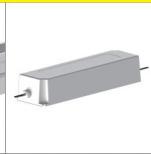

EN Alusic LED lighting devices are designed to allow them to be inserted perfectly into extruded aluminium profiles with 8 and 10 mm slots, and offer high energy efficiency, a guaranteed IP rating and quick replacement in case of damage.

ES Los sistemas de iluminación por LED Alusic son lámparas que se insertan fácilmente en perfiles extruidos de aluminio con ranuras de 8 a 10 mm y que ofrecen una alta eficiencia energética, un grado de protección IP garantizado y una rápida sustitución en caso de avería.

FR Les appareils à LED Alusic sont de véritables lampes qu'il est parfaitement possible d'installer à l'intérieur de profilés extrudés en aluminium à rainures de 8 à 10 mm et qui assurent une haute efficacité énergétique, sans compter un indice de protection IP garanti et une rapidité de changement en cas de dommages.

DE Die LED-Leisten von Alusic sind richtige Lampen, die sich perfekt in stranggepresste Aluminiumprofile mit Nuten von 8 bis 10 mm einsetzen lassen. Sie bieten hohe Energieeffizienz, eine garantierte IP-Schutzart sowie eine schnelle Austauschmöglichkeit im Fall einer Beschädigung.





pag. 5

pag. 7

pag. 8

SIMBOLI / SYMBOLS / SÍMBOLOS / SYMBOLES / SYMBOLE



Prodotto per profili serie 40 cava 8 IM

Product for series 40 8 IM slot profiles
 Producto para perfiles con ranura 8 IM serie 40
 Produit pour profilés rainure 8 IM série 40
 Produkt für Profile Nut 8 IM Reihe 40



Prodotto per profili serie 40 cava 8 AC

Product for series 40 8 AC slot profiles
 Producto para perfiles con ranura 8 AC serie 40
 Produit pour profilés rainure 8 AC série 40
 Produkt für Profile Nut 8 AC Reihe 40



Prodotto per profili serie 45 cava 8 AC

Product for series 45 8 AC slot profiles
 Producto para perfiles con ranura 8 AC serie 45
 Produit pour profilés rainure 8 AC série 45
 Produkt für Profile Nut 8 AC Reihe 45



Prodotto per profili serie 45 cava 10 BH

Product for series 45 10 BH slot profiles
 Producto para perfiles con ranura 10 BH serie 45
 Produit pour profilés rainure 10 BH série 45
 Produkt für Profile Nut 10 BH Reihe 45



Prodotto per profili serie 50 cava 10 BH

Product for series 50 10 BH slot profiles
 Producto para perfiles con ranura 10 BH serie 50
 Produit pour profilés rainure 10 BH série 50
 Produkt für Profile Nut 10 BH Reihe 50



Scatola

Box
 Caja
 Boîte
 Schachtel



Portata

Load
 Carga
 Charge
 Tragkraft

NEW

Prodotto nuovo

New product
 Nuevo producto
 Nouveau produit
 Neues Produkt

STAINLESS STEEL

Prodotto in inox

Stainless steel product
 Producto de acero inoxidable
 Produit en acier inoxydable
 Produkt aus rostfreiem Stahl

ITALIAN PATENT

Prodotto brevettato

Patented product
 Producto patentado
 Produit breveté
 Patentiertes Produkt

PATENT

1.1 CARATTERISTICHE OTTICHE E ILLUMINOTECNICHE

OPTICAL AND LIGHTING TECHNICAL INFORMATION / CARACTERÍSTICAS ÓPTICAS Y LUMINOTECNICAS
 CARACTÉRISTIQUES OPTIQUES ET ET DONNÉES D'ÉCLAIRAGE / OPTISCHE UND BELEUCHTUNGSTECHNISCHE MERKMALE

Efficienza luminosa: 79 lm/W (1200 lm/m)

Luminous efficacy / Eficacia luminosa / Efficacité lumineuse / Lichtausbeute: 79 lm/W (1200 lm/m)

Numero di led: 120 led/m

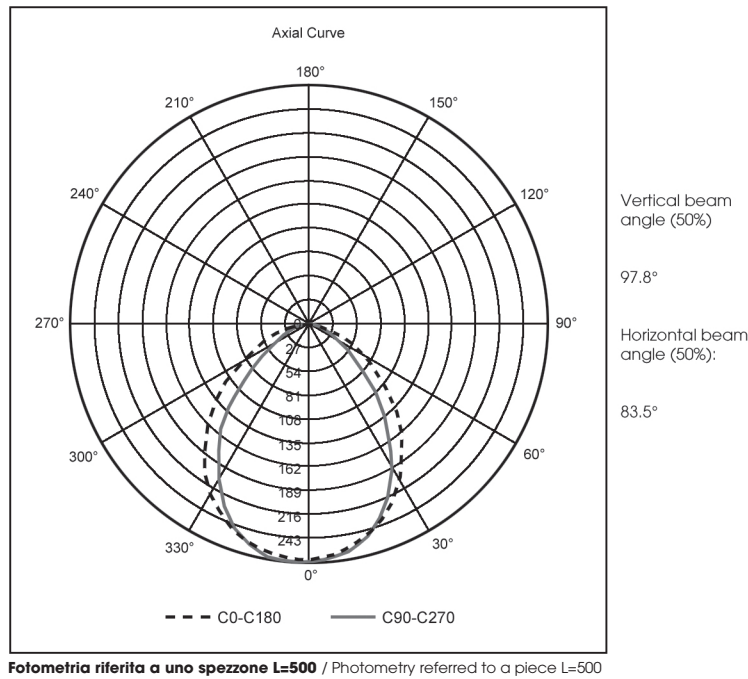
Number of LEDs / Número de LEDs / Nombre de led / Anzahl an LEDs: 120 led/m

Indice di resa cromatica: CRI > 80

Colour Rendering Index / Índice de reproducción cromática / Indice de rendu chromatique / Farbwiedergabeindex: CRI > 80

Durata di vita della sorgente luminosa: L70(6K) > 248000 h

Service life / Vida útil / Cycle de vie de la source lumineuse / Lebensdauer: L70(6K) > 248000 h



1.2 CARATTERISTICHE ELETTRICHE

ELECTRICAL SPECIFICATIONS / CARACTERÍSTICAS ELÉCTRICAS
 CARACTÉRISTIQUES ÉLECTRIQUES / ELEKTRISCHE EIGENSCHAFTEN

Grado di protezione: IP 55

Ingress Protection rating / Grado de protección / Indice de protection / Schutzart: IP 55

Classe di isolamento complessivo dell'apparecchio: III

Protection class / Clase de aislamiento / Classe d'isolation totale de l'appareil / Schutzklasse: III

1.3 CARATTERISTICHE MECCANICHE

MECHANICAL CHARACTERISTICS / CARACTERÍSTICAS MECÁNICAS
 CARACTÉRISTIQUES MÉCANIQUES / MECHANISCHE EIGENSCHAFTEN

Corpo in alluminio estruso, lega 6060 T6

Extruded aluminium body, 6060 T6 alloy / Cuerpo de aluminio extruido, aleación 6060 T6 /

Corps en aluminium extrudé, alliage 6060 T6 / Körper aus stranggepresstem Aluminium, Legierung 6060 T6


Copertura in PMMA estruso e satinato

Extruded and sanitised PMMA covering / Cubierta de PMMA extruido y satinado

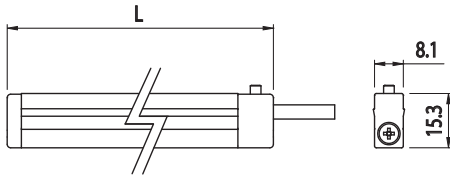
Couverture en PMMA extrudé et satiné / Abdeckung aus stranggepresstem und satiniertem PMMA



PROFILO LED
LED PROFILE
PERFIL LED
PROFILÉ LED
LED-PROFIL




CODICE	V DC	W	Colore (K)	NEW		PATENT	
				AC 8/45	AC 8/40		
700.012.4000.0250	24	3,75	☐ 4000	L	g		
700.012.4000.0500	24	7,5	☐ 4000	250	65		
700.012.4000.1000	24	15	☐ 4000	500	120		
700.012.4000.1990	24	30	☐ 4000	1000	230		
700.012.4000.2990	24	45	☐ 4000	1990	450		
700.012.4000.0250G	24	3,75	■ 4000	2990	680		
700.012.4000.0250R	24	3,75	■ 4000	250	65		
700.012.4000.0250B	24	3,75	■ 4000	250	65		
700.012.4000.0500G	24	7,5	■ 4000	500	120		
700.012.4000.0500R	24	7,5	■ 4000	500	120		
700.012.4000.0500B	24	7,5	■ 4000	500	120		




ISTRUZIONI DI MONTAGGIO / MOUNTING INSTRUCTIONS / INSTRUCCIONES DE INSTALACIÓN / INSTRUCTIONS DE MONTAGE / MONTAGEANLEITUNGEN

Inserire l'apparecchio illuminante all'interno della cava

Insert the lighting device inside the slot / Insertar el LED en la ranura / Insérer le LED dans la rainure / Die LED Leiste in die Nut einsetzen



1



2

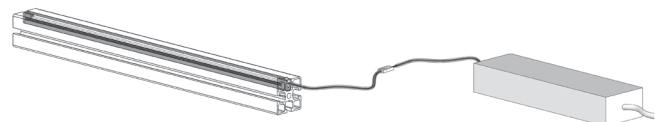
Collegare ad un opportuno alimentatore

Connect to a proper power supply / Conectar a una alimentación apropiada / Connecter à une alimentation appropriée / Den angemessenen Trafo verbinden



3

4



5

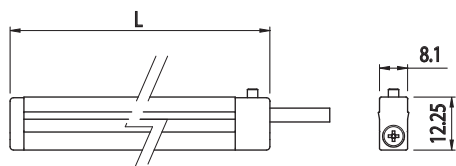


PROFILO LED
 LED PROFILE
 PERFIL LED
 PROFILÉ LED
 LED-PROFIL

NEW

PATENT


 BH 8 5
 30 40
 IM 8 5
 40 50

CODICE	V DC	W	Colore (K)	L	g
700.015.4000.0250	24	3.75	☐ 4000	250	65
700.015.4000.0500	24	7.5	☐ 4000	500	120
700.015.4000.1000	24	15	☐ 4000	1000	230
700.015.4000.1990	24	30	☐ 4000	1990	450
700.015.4000.2990	24	45	☐ 4000	2990	680
700.015.4000.0250G	24	3.75	■	250	65
700.015.4000.0250R	24	3.75	■	250	65
700.015.4000.0250B	24	3,75	■	250	65
700.015.4000.0500G	24	7,5	■	500	120
700.015.4000.0500R	24	7,5	■	500	120
700.015.4000.0500B	24	7,5	■	500	120



ISTRUZIONI DI MONTAGGIO / MOUNTING INSTRUCTIONS / INSTRUCCIONES DE INSTALACIÓN / INSTRUCTIONS DE MONTAGE / MONTAGEANLEITUNGEN

Inserire l'apparecchio illuminante all'interno della cava

Insert the lighting device inside the slot / Insertar el LED en la ranura / Insérer le LED dans la rainure / Die LED Leiste in die Nut einsetzen



1



2

Collegare ad un opportuno alimentatore


Connect to a proper power supply / Conectar a una alimentación apropiada / Connecter à une alimentation appropriée / Den angemessenen Trafo verbinden



3



4



5



PROFILO ADATTATORE CAVA 10
 10 MM SLOT ADAPTOR PROFILE
 PERFIL ADAPTADOR RANURA 10
 PROFILÉ ADAPTATEUR RAINURE 10
 ADAPTERPROFIL NUT 10

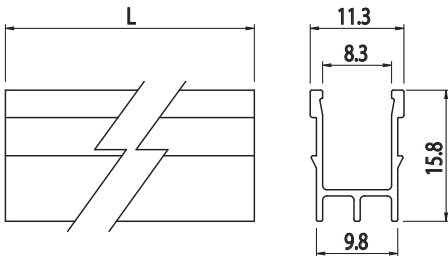
BH 105
50 BH 105
45

CODICE	Note	g
700.101.002.0250	250 mm	0,025
700.101.002.0500	500 mm	0,05
700.101.002.1000	1000 mm	0,10
700.101.002.1990	1990 mm	0,20
700.101.002.2990	2990 mm	0,30



Alluminio
 Aluminium - Aluminium
 Aluminio - Aluminium



Per led serie 700.012
 For leds series 700.012 - Pour led série 700.012
 Para led serie 700.012 - Für Led Leisten Serie 700.012



ISTRUZIONI DI MONTAGGIO / MOUNTING INSTRUCTIONS / INSTRUCCIONES DE INSTALACIÓN / INSTRUCTIONS DE MONTAGE / MONTAGEANLEITUNGEN



Inserire il profilo adattatore all'interno della cava

Insert the adaptor inside the slot / Insertar el perfil adaptador en la ranura / Insérer le profilé adaptateur dans la rainure / Den Adapter in die Nut einsetzen




Inserire l'apparecchio illuminante all'interno della cava

Insert the lighting device inside the slot / Insertar el LED en la ranura / Insérer le LED dans la rainure / Die LED Leiste in die Nut einsetzen



Collegare ad un opportuno alimentatore

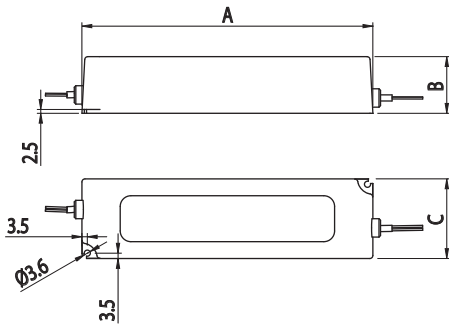
Connect to a proper power supply / Conectar a una alimentación apropiada / Connecter à une alimentation appropriée / Den angemessenen Trafo verbinden





ALIMENTATORE
POWER PACK
ALIMENTADOR
ALIMENTATEUR
NETZTEIL

CODICE	V	W	VAC	A	B	C	g	LED
700.024.020	24	20,20	90-264	118	26	35	0,22	700.012.4000.0250
								700.012.4000.0500
								700.012.4000.1000
700.024.060	24	60	90-264	162,5	32	42,50	0,40	700.012.4000.1990
								700.012.4000.2990



GRAFICI DI ILLUMINAMENTO SU UNA SUPERFICIE PIANA

FLAT SURFACE LIGHTING DIAGRAMS / DIAGRAMAS DE ILUMINACIÓN SOBRE UNA SUPERFICIE PLANA
 GRAPHIQUES D'ÉCLAIRAGE SUR UNE SURFACE PLATE / BELEUCHTUNGSDIAGRAMM AUF EINER EBENEN FLÄCHE

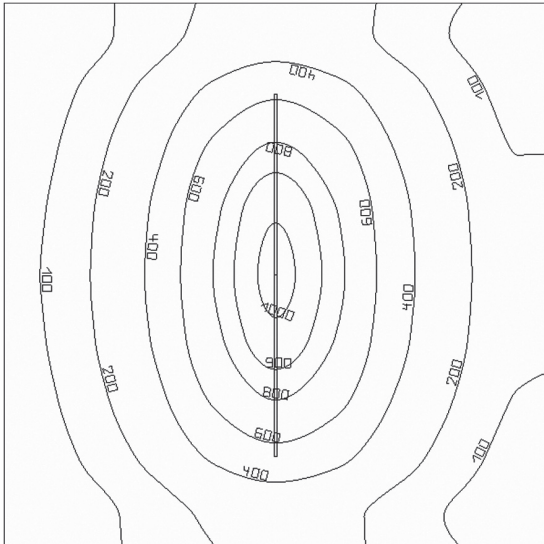
Lampada LED di lunghezza 1m posizionata al centro di un quadrato 1.5m x 1.5m

1 m long LED lighting device set at the centre of a 1.5 m x 1.5 m square surface

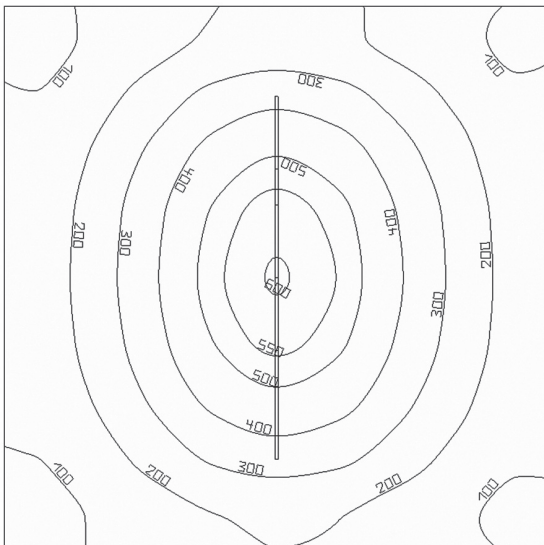
Luz LED de 1 m de longitud colocada en el centro de un cuadrado de 1,5 m x 1,5 m

Lampe à LED de 1 m de longueur positionnée au centre d'un carré de 1,5 m x 1,5 m

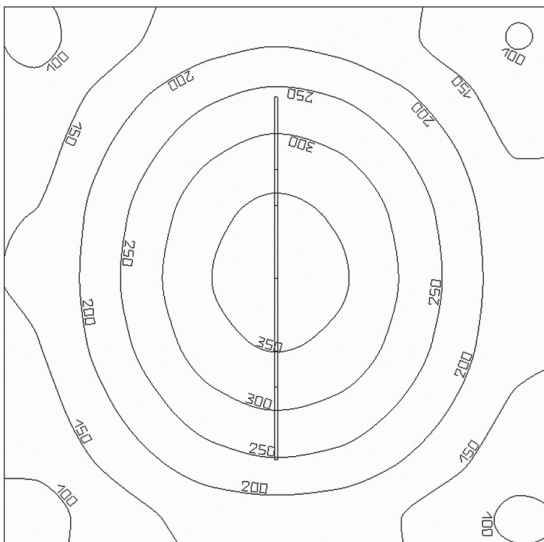
1 m lange, in der Mitte eines 1,5 m x 1,5 m großen Quadrats aufgestellte LED-Leiste

**1500x1500x500 - 1000****Distanza dal piano illuminato: 0.50m**

Distance from the illuminated surface / Distancia desde el plano iluminado
 Distance de la surface éclairée / Abstand von der beleuchteten Fläche: 0.50m

Em = 337 lx**1500x1500x750 - 1000****Distanza dal piano illuminato: 0.75m**

Distance from the illuminated surface / Distancia desde el plano iluminado
 Distance de la surface éclairée / Abstand von der beleuchteten Fläche: 0.75m

Em = 272 lx**1500x1500x1000 - 1000****Distanza dal piano illuminato: 1m**

Distance from the illuminated surface / Distancia desde el plano iluminado
 Distance de la surface éclairée / Abstand von der beleuchteten Fläche: 1m

Em = 214 lx

COD.	PAG.
700.012.4000.0250	5
700.012.4000.0250B	5
700.012.4000.0250G	5
700.012.4000.0250R	5
700.012.4000.0500	5
700.012.4000.0500B	5
700.012.4000.0500G	5
700.012.4000.0500R	5
700.012.4000.1000	5
700.012.4000.1990	5
700.012.4000.2990	5
700.015.4000.0250	6
700.015.4000.0250B	6
700.015.4000.0250G	6
700.015.4000.0250R	6
700.015.4000.0500	6
700.015.4000.0500B	6
700.015.4000.0500G	6
700.015.4000.0500R	6
700.015.4000.1000	6
700.015.4000.1990	6
700.015.4000.2990	6
700.024.020	8
700.024.060	8
700.101.002.0250	7
700.101.002.0500	7
700.101.002.1000	7
700.101.002.1990	7
700.101.002.2990	7



HT LINE
ED. 14 FEB 2021



ALUSIC S.R.L.

VIA BOLOGNA, 10/A - 12084 - MONDOVÌ (CN) - ITALY

TEL.: (+39) 0174.55.29.49 - FAX: (+39) 0174.47.975

SKYPE: sic.com - MAIL: contact@alusic.com

www.alusic.com

copyright - 02/2021

